



District Report Card: 2017


State: Kerala	District: Wayanad
Class: 3	Subject: Language
Schools: 61	Students: 1261


Participation/Coverage


Students

<div>GENDER</div> <div></div>	Boys		Girls	
	Number	%	Number	%
	636	50.44	625	49.56

<div>AREA</div> <div></div>	Rural		Urban	
	Number	%	Number	%
	1126	89.29	135	10.71

<div>CATEGORY</div> <div></div>	SC		ST		OBC		GEN	
	Number	%	Number	%	Number	%	Number	%
	53	4.20	314	24.90	710	56.30	184	14.59

<div>CWSN</div> <div></div>	LD	VI	HI	S&LD	ID	Oth
	1	0	1	0	2	2

<div>Management</div> <div></div>	Government		Government-aided	
	Number	%	Number	%
	640	50.75	621	49.25

Average Performance of Students in Language (%)

Overall	Gender		Area		Management		Social Group			
	Male	Female	Rural	Urban	Govt.	Aided	SC	ST	OBC	GEN
66.87	65.97	67.78	66.74	67.95	67.39	66.33	64.40	62.57	67.92	70.87

Performance on Learning Outcomes (LOs)

Learning Outcomes	Description	Average Performance(%)
L304	Reads small texts with comprehension i.e., identifies main ideas, details, sequence and draws conclusions	65.15
L312	Reads printed scripts on the classroom walls: poems, posters, charts etc.	70.29

Range of Performance of Students who Answered Correctly							
Below 30%		30% - 50%		50% - 75%		Above 75%	
Number	%	Number	%	Number	%	Number	%
59	4.68	199	15.78	567	44.96	436	34.58

Lowest Performing Learning Outcomes (LOs)

- 1 - Reads small texts with comprehension i.e., identifies main ideas, details, sequence and draws conclusions (65.15)
- 2 - Reads printed scripts on the classroom walls: poems, posters, charts etc. (70.29)